

polybleu
above or in-ground pool kits

A New Range of Pool Kits for Above-Ground or In-Ground Use



www.bluepools.com



PolyBleu Pool Kits

- **High Density Polyblocks**
- **Reinforced concrete**
- **Easy to build**
- **Stone copings**



Other Pool Kits

- Timber or Panels that rely on concrete foundation for stability
- Limited life when buried
- Timber copings that split, bow and splinter
- Difficult to fix decking to Panel pools



Planning Consent and Pools in France

- All pools must be > 3 metres from the site boundary
- A Declaration Preable (DC) must be submitted for all In-ground pools
- Above ground pools > 20 sq. m. in area also require a DC to be submitted
- Above ground pools < 20 sq. m. do not need a DC if the walls are less than 1 m high and they are demountable



Drawbacks of Many Pool Kits

- They are very expensive
- Very inflexible and not really suited for part out and part in-ground use
- Work content is always greater than the makers claim
- They are not really demountable
- Heavy foundation required for structural stability



The Benefits of a PolyBleu Kit

- **Long life and affordable price provides good value for money**
- **Work involved in the whole pool and deck installation is simple and easy to carry out**
- **Adjacent deck and access can be supported from pool structure**

polybleu


above or in-ground pool kits



The Radier required for Other Kit Pools

polybleu

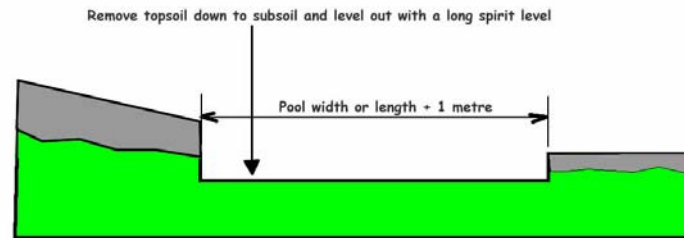
above or in-ground pool kits



The Foundation requirements of a PolyBleu Kit Pool

polybleu

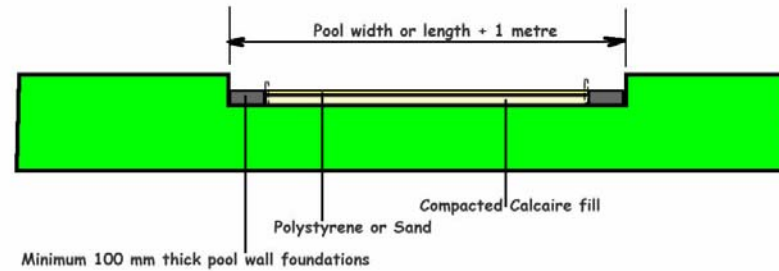
above or in-ground pool kits



Stage 1 - DAY 1 - Excavation

polybleu

above or in-ground pool kits



Stage 2 - DAYS 2 and 3 - Foundations and Pool Floor

polybleu

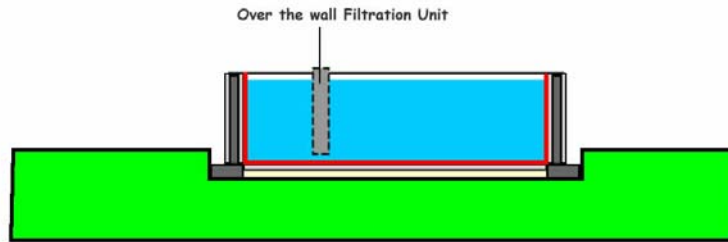
above or in-ground pool kits



Stage 3 - DAYS 4 and 5 - Erect and Concrete Pool Walls

polybleu

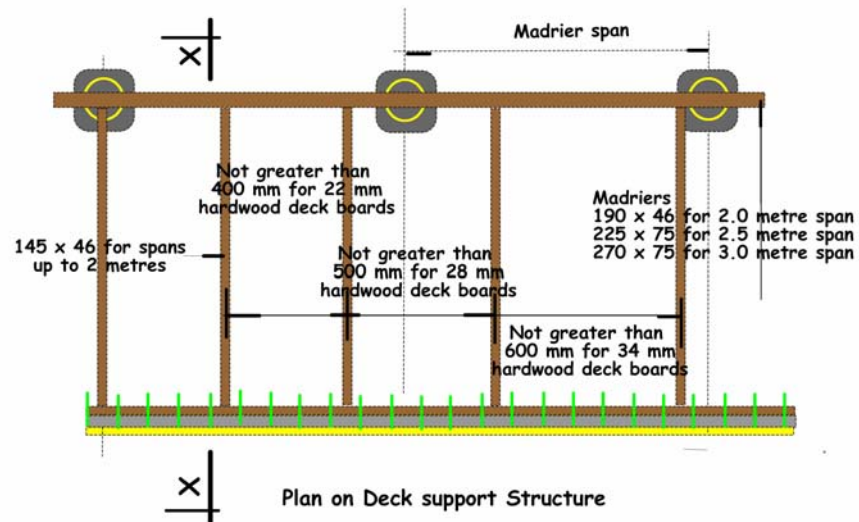
above or in-ground pool kits



Stage 4 - DAY 6 - Install Liner and start to fill Pool

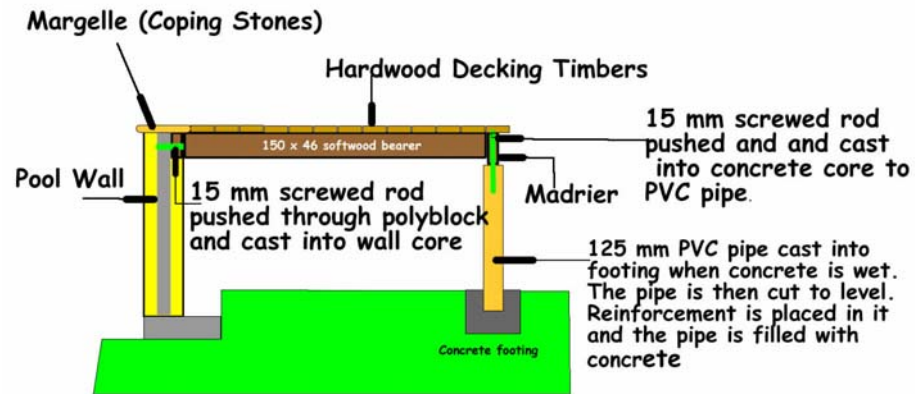
polybleu

above or in-ground pool kits



polybleu

above or in-ground pool kits

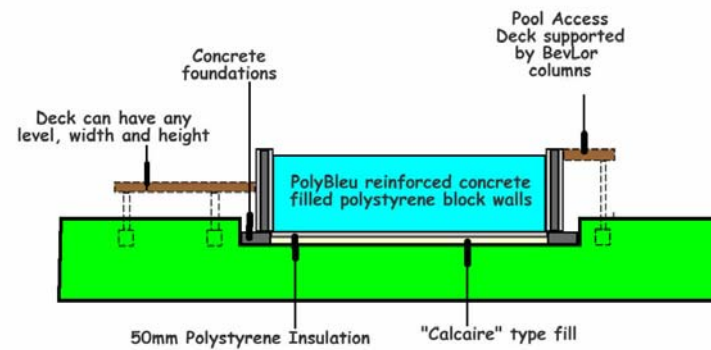


Cross Section X - X

Drawn by Will Witt February 2009
Copyright Bluepools SARL

polybleu

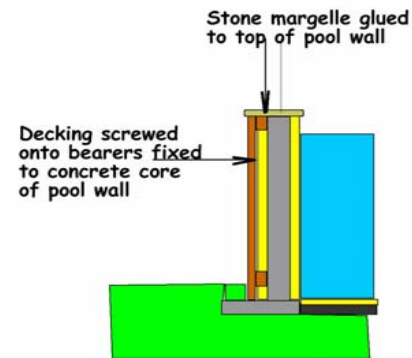
above or in-ground pool kits



Typical Cross Section through a Typical PolyBleu Above Ground Pool

polybleu

above or in-ground pool kits

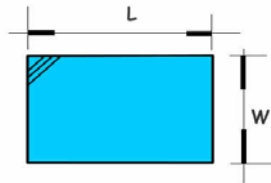


drawn willi witt Mar 2009
copyright Bluepools SARL

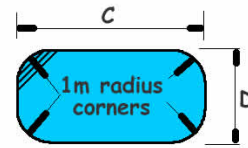
Pool Wall Section showing fixing of cladding to pool walls

polybleu

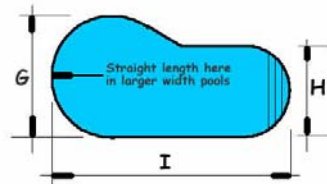
above or in-ground pool kits



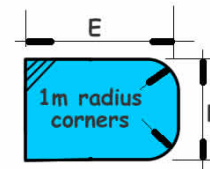
Type RA



Type RE



Type RO



Type RR



The Kit contents include:

- **Polystyrene blocks for walls**
- **All filtration parts inc. pump, pipes and sand filter (or over the wall unit)**
- **The PVC liner, liner lock, liner underfelt, tape and glue**
- **Coping stones and fixing materials inc.grout**
- **List of the materials required from the builders merchant (200 Euro to 1000 Euros)**
- **Comprehensive instruction book**

polybleu

above or in-ground pool kits

- That's it - what should you do now?
- Download the pdf file, fill in the pool type and size and add your Email address here on the right of this box
- We will confirm cost and Email you the pool installation manual by return - so that you can see exactly what is involved